



96 x 96mm

Features :

- 3Ø - 3Wire Input
- Monitors Over Load (As per NEMA Curve), Over Current, Under Current
- Earth Fault, Lock Current, Current Asymmetry
- Phase Sequence, Phase Failure
- LED Indication : Power ON, Trip Relay
- Test & Reset Function via Front / Remote
- Panel Mount

Display specifications

Display	4 Digits, 7 Segment LED Display
No of LED	2
No of Keys	3

LED Indication Chart

Various Condition	'R1' LED	'R2' LED
No Fault	OFF	OFF
Trip (Relay1)	ON	OFF
Alarm (Relay2)	OFF	Blinking
Trip if Programmed for Both Relay	ON	ON

Input Specifications

Current Measuring Range	
A) Motor Rated Current Measuring with Measuring with MPCT from 3A to 80A	
- MPCT D15 10A	
- MPCT D15 40A	
- MPCT D15 80A	
B) Earth Fault Current Measurement with EFCT from 1A to 160A	
- EFCT 100/25 160/1A VA 1 CL1	
- EFCT 140/35 160/1A VA 1 CL1	
TIME SETTINGS	
Power ON Delay	1 - 999sec
Trip time delay	0-999sec
(For OC, UC, LC, Asymmetry, Earth Fault)	
Phase Failure	Instantaneous(<120ms)
Phase Reversal	Instantaneous(<120ms)
Reset Time	1-999sec for current parameters
	1-999 sec for Earth Fault
Response Time	<120ms
Reset Attempts	3 (fixed)
Reset Attempt Time Frame	0 - 999min
HYSTERESIS	
Current	0 – 99A
RESOLUTION	
Current	0.01 for < 10A
	0.1 for >10A
ACCURACY	
Time	±5%+100msec
Current	5% of IR(Rated Current)
Reset	Auto / Manual

Output Specifications

Relay 1	TRIP (1CO)
Relay 2	PROGRAMMABLE AS ALARM / TRIP (1CO)
Relay Rating	NO (5A, 250V AC/28VDC) NC (5A, 250V AC/28VDC)

Auxiliary Supply Specifications

Operating Voltage Range	90V - 270V AC / DC
VA Rating	4VA
Frequency	50-60Hz

Functional Specification

Over Load	NEMA class : Start with OFF then Curve 5, 10, 15, 20, 30
Over Current	Ranges : Start With OFF then 4A TO 480A Of IR (Rated Current) Step Size : 1A
Over Current Trip Time	0 - 999sec
Under Current	Ranges : Start With OFF then 1A TO 79A Of IR (Rated Current) Step Size : 1A
Under Current Trip Time	0 - 999sec
Current Asymmetry	Ranges : Start With OFF then 1A TO (Ir-1)A Of IR (Rated Current) Step Size : 1A
Current Asymmetry Trip time	0 - 999sec
Locked current / Stall current	(Ir+1)A to 60A(Default :20A) (Ir+1)A to 240A(Default : 80A) (Ir+1)A to 480A(Default: 160A) Step Size : 1A
Locked Current Trip time	0 - 999sec
Earth Fault	Ranges : Start With OFF then 1A TO 160A Step Size : 1%
Earth Fault Trip time	0 - 999sec
Phase Loss	Present
Phase Loss trip time	Instantaneous
Phase Reversal	Present
Phase Reversal Trip time	Instantaneous
Reset Time	0 - 999sec for Current related parameter 0 - 999sec for EFR

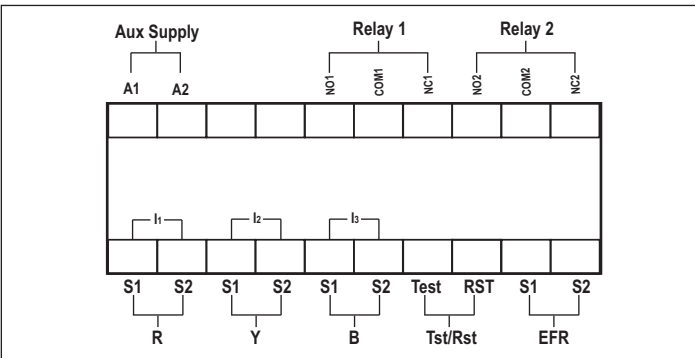
Environmental Specifications

Temperature	Operating Temperature : 0°C to 55°C Storage Temperature : -20°C to +70°C
Humidity	Upto 95% RH, Non Condensing

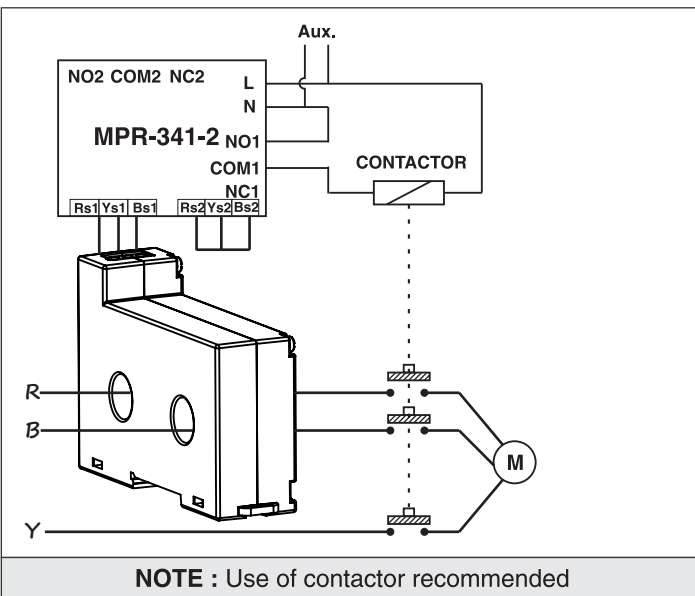
Mechanical Specifications

Size	96 x 96 mm
Mounting	Panel Mount
Wire Size (max)	4 sq.mm
Screw tightening torque	0.5 N-M
Weight	300gm approx.

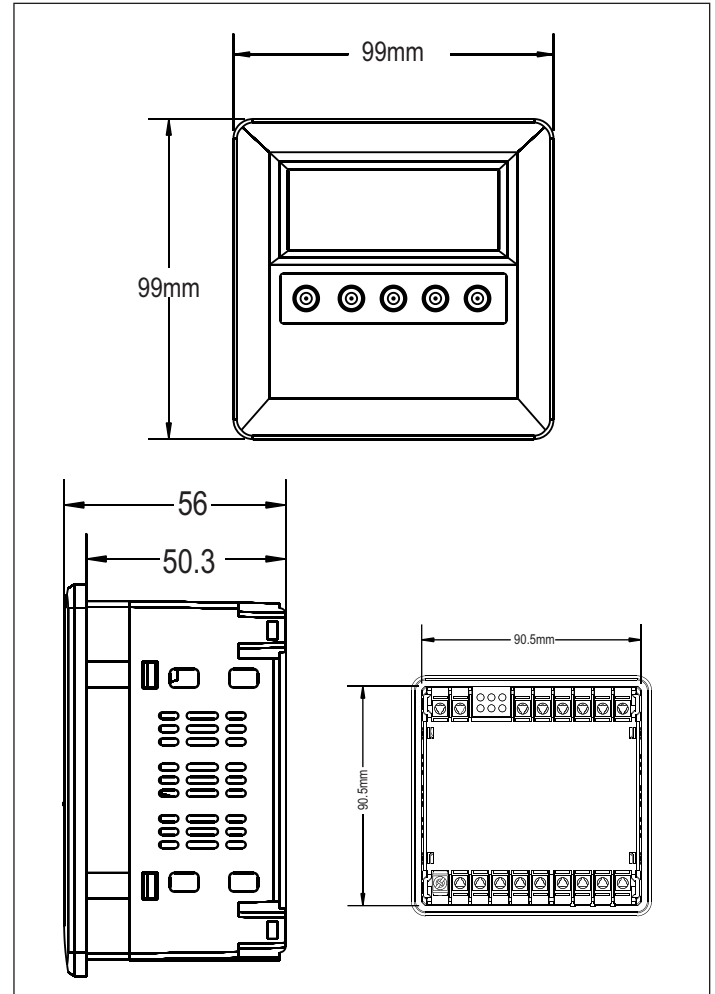
Terminal Connections



Wiring Diagram



Dimensions



Ordering Information

Product Code	Supply Voltage	Certification
MPR-341-2	90-270V AC/DC	---

Accessories

Product Code	INPUT CURRENT	Certification
MPCT D15 10 A	10 A	---
MPCT D15 40 A	40 A	---
MPCT D15 80 A	80 A	---

Product Code	TURNS RATIO	Certification
EFCT 100/25 160/1A VA 1 CL1	160 / 1A	---
EFCT 140/35 160/1A VA 1 CL1	160 / 1A	---

CT Dimensions

